



DISTRICT EDUCATION COUNCIL
Superintendent's Monitoring Report

POLICY NAME	Effective Use of Schools	
	ASD-W-EL6	Number of Reports per year
Date of Report	April 23, 2015 (deferred from March 19, 2015)	
Date of Previous Report (s) This School Year	September 25, 2014	
Date of Future Report (s) This School Year	N/A	
Report Filed by:	David McTimoney, Superintendent	
Report Supported by:	Dianne Kay, Director of Curriculum and Instruction Philip Cliff, Facilities Manager	
REPORT:	<ul style="list-style-type: none">• Policy calls for the Superintendent to inform the District Education Council (DEC) of potential changes to program offerings, grade level configurations, school boundaries and school facilities. The policy also calls for the Superintendent to report on enrolment projections and functional capacity ratings. Also included in the policy is the responsibility of DEC to appoint a project team to investigate potential changes related to the Superintendent reports and recommendations as well as taking into account capital construction priorities and transportation implications. The project team is supposed to present recommendations to the DEC in October of the year prior to any anticipated implementations, with anything formally accepted by DEC shared with the public through a consultation process. Any final decisions made by DEC for implementation changes are to be made no later than March of the preceding year of implementation. It is noted that, where warranted, the DEC may authorize changes identified by the Superintendent without following the two-year process, exercising discretion for a more direct route if the changes are minor in nature or a more-timely implementation is required• Currently, in Anglophone West School District, there are 74 schools. The district began the year with 75 schools. Debec Elementary School and Southern Carleton Elementary School both closed in March, 2015, with students moving to the newly constructed Meduxnekeag Consolidated School. Woodstock Centennial Elementary School closed in December, 2014, with students moving to the newly constructed Townsview School. Woodstock Middle School will close at the end June, 2015, with these students moving into the two new schools mentioned above (they are K-8 schools)	

POLICY NAME**Effective Use of Schools**

- Students are moved into the new Geary Elementary Community School, as of January 2015. These students had been housed at Gesner Street Elementary School and Summerhill Street Elementary School for the 1.5 years of construction for Geary Elementary
- ASD-W has a host of modular classroom at various schools in our district. These schools, and the corresponding number of modular classrooms, include: Florenceville Elementary School (2), Gagetown School (3), Harvey Elementary School (1), Devon Middle School (2), Keswick Ridge School (2), Leo Hayes High School (8), Montgomery Street Elementary School (1), Liverpool Street Elementary School (2), and Priestman Street Elementary School (2). In addition to this and in preparation for the 2015-16 school year, ASD-W is returning 13 modular classrooms to the Province of New Brunswick (Gesner Street Elementary School (6), Summerhill Street Elementary School (2), Southern Carleton Elementary School (2), Debec Elementary School (1) and Woodstock Middle School (2)). The district has a need for three modular classrooms to be added to Gibson-Neill Memorial Elementary School in 2015-16. This request has been approved
- The Superintendent has assembled a district team to gather some relevant information surrounding enrollment, catchment area, and other demographics, as requested by the DEC, for the Hanwell Community area. Students from this area are currently zoned for Priestman Street Elementary School, George Street Middle School and Fredericton High School. A report will be presented to DEC prior to the end of the school year
- Through the approved major capital project funding, a demographic study on Leo Hayes High School is being coordinated the Department of Education and Early Childhood Development
- The Functional Capacity Rating is a percentage that describes the enrolment in comparison with available classroom space. The 2014-15 Functional Capacity values are found in Appendix A. Functional Capacity ratings less than 60% would suggest that there is available space in the building. Capacity ratings above 80% would suggest that the school is fairly full based on space available. It should be noted that the Functional Capacity definition is being confirmed by the Department of Education and Early Childhood Development so that there is a consistent measurement across the Province. The rating is an important value as it may serve as a trigger in launching a sustainability study. Those triggers include a functional capacity rating of less than 30% or an enrollment of less than 100 students. These triggers are new, effective March, 2015

POLICY NAME	Effective Use of Schools
<ul style="list-style-type: none"> • Enrolment numbers follow an annual, official date of September 30th. In 2013-14, the ASD-W official enrolment was 23 543 students. The official number of students for 2014-15, as reported for September 30th, 2014, is 23 273. This is a decline of 270 students. The Woodstock Education Center saw a decline of 118 students, the Oromocto Education Center saw a decline of 104 students and the Fredericton Education Center saw a decline of 48 students. An official document is provided in Appendix B. The document also shows classroom configurations and enrolment history • ASD-W has 37 schools in the K-12 system that host students who have entered French Immersion in either grade 1 or grade 3 (Early). There are 17 schools in the 6-12 system that host students who have entered French Immersion in grade 6 (Late). Some of the schools noted in these numbers host both programs. The registration for French Immersion for 2015-16 has been collected and is shown in Appendix C <p>Appendices:</p> <ul style="list-style-type: none"> • A – Functional Capacity Figures • B – Official Enrolment • C – French Immersion Registration Numbers for 2015-16 	
<p>Superintendent's Signature: _____</p> <p>DEC Chair Signature: _____</p> <p>Date: _____</p>	

Appendix A



ANGLOPHONE WEST SCHOOL DISTRICT

Functional Capacity and Enrolment

Education Centre	Geographic Order	Area	School	Grade Level	Grade Level Capacity factor	Number of Classrooms	Calculated Capacity	Official September 2014 Enrolment	Functional Capacity 2014
Woodstock	1	Edmundston	Saint Mary's Academy	K-12	26	13	338	187	55.3%
Woodstock	2	Grand Falls	John Caldwell	K-12	26	27	702	464	66.1%
Woodstock	3	Plaster Rock	Tobique Valley High	6-12	29	20	580	199	34.3%
Woodstock	4	Plaster Rock	Donald Fraser Memorial	K-5	24	14	336	127	37.8%
Woodstock	5	Perth-Andover	Andover Elementary	K-5	24	25	600	318	53.0%
Woodstock	6	Perth-Andover	Southern Victoria High	9-12	29	22	638	330	51.7%
Woodstock	8	Perth-Andover	Perth-Andover Middle	6-8	29	12	348	183	52.6%
Woodstock	9	Carleton North	Bath Middle	6-8	29	7	203	44	21.7%
Woodstock	10	Carleton North	Bath Elementary	K-5	24	10	240	141	58.8%
Woodstock	11	Carleton North	Bristol Elementary	K-5	24	8	192	122	63.5%
Woodstock	12	Carleton North	Carleton North High	6-12	29	27	783	530	67.7%
Woodstock	13	Carleton North	Florenceville Middle	6-8	29	17	493	194	39.4%
Woodstock	14	Carleton North	Centerville Community	K-8	26	16	416	196	47.1%
Woodstock	15	Carleton North	Florenceville Elementary	K-5	24	10	240	229	95.4%
Woodstock	16	Hartland	Hartland Community	K-12	26	30	780	598	76.7%
Woodstock	17	Woodstock	Woodstock High	9-12	29	30	870	596	68.5%
Woodstock	18	Woodstock	Townsvlew	K-8	26	30	780		
Woodstock	19	Woodstock	Meduxnekeag Consolidated	K-8	26	30	780		
Woodstock	20	Canterbury	Canterbury High	K-12	26	13	338	203	60.1%
Woodstock	21	Nackawic	Nackawic Elementary	K-5	24	13	312	221	70.8%
Woodstock	22	Nackawic	Nackawic Middle	6-8	29	16	464	138	29.7%
Woodstock	23	Nackawic	Nackawic Senior High	9-12	29	20	580	261	45.0%
Woodstock	24	Nackawic	Millville Elementary	K-5	24	4	96	40	41.7%
Woodstock	25	Nackawic	Keswick Valley Memorial	K-8	26	15	390	244	62.6%
Fredericton	26	Fredericton South	Keswick Ridge	K-8	26	9	234	170	72.6%
Fredericton	27	Harvey	Harvey Elementary	K-5	24	11	264	188	71.2%
Fredericton	28	Harvey	Harvey High	6-12	29	13	377	257	68.2%
Fredericton	29	McAdam	McAdam Elementary	K-5	24	10	240	64	26.7%
Fredericton	30	McAdam	McAdam High	6-12	29	9	261	101	38.7%
Oromocto	31	Oromocto	Sunbury West	K-8	26	26	676	229	33.9%
Oromocto	32	Oromocto	Geary Elementary	K-5	24	12	288	162	56.3%
Oromocto	33	Oromocto	Assiniboine Avenue	K-2	21	18	378	235	62.2%
Oromocto	34	Oromocto	Harold Peterson Middle	6-8	29	30	870	306	35.2%
Oromocto	35	Oromocto	Gesner Street Elementary	K-2	21	24	504	267	53.0%
Oromocto	36	Oromocto	Summerhill Street Elem	3-5	28	21	588	275	46.8%
Oromocto	37	Oromocto	Lincoln Elementary	K-5	24	12	288	171	59.4%
Oromocto	38	Oromocto	Oromocto High	9-12	29	62	1798	1160	64.5%
Oromocto	39	Oromocto	Hubbard Avenue Elementary	3-5	28	18	504	268	53.2%
Oromocto	40	Oromocto	Ridgeview Middle	6-8	29	30	870	321	36.9%
Oromocto	41	Oromocto	Burton Elementary	K-2	21	5	105	59	56.2%
Oromocto	42	Oromocto	Gagetown School	K-8	26	11	286	93	32.5%
Oromocto	43	Cambridge-Narrows	Cambridge-Narrows	K-12	26	14	364	141	38.7%
Oromocto	44	Coles Island	Coles Island	K-5	24	6	144	30	20.8%
Oromocto	45	Minto	Minto Memorial High	9-12	29	19	551	173	31.4%
Oromocto	46	Minto	Minto Elem Middle	K-8	26	28	728	338	46.4%

Oromocto	47	Chipman	Chipman Elementary	K-5	24	16	384	104	27.1%
Oromocto	48	Chipman	Chipman Forest Avenue	6-12	29	20	580	187	32.2%
Fredericton	49	Miramichi	Doaktown Elementary	K-5	24	10	240	73	30.4%
Fredericton	50	Miramichi	Central NB Academy	6-12	29	14	406	257	63.3%
Fredericton	51	Miramichi	Upper Miramichi Elementary	K-5	24	7	168	99	58.9%
Fredericton	52	Stanley	Stanley Elem	K-5	24	8	192	104	54.2%
Fredericton	53	Stanley	Stanley High	6-12	29	11	319	148	46.4%
Fredericton	54	Fredericton North	Nashwaak Valley	K-5	24	6	144	124	86.1%
Fredericton	55	Fredericton North	Royal Road.	K-5	24	18	432	391	90.5%
Fredericton	56	Fredericton North	McAdam Avenue	K-5	24	7	168	83	49.4%
Fredericton	57	Fredericton North	Nashwaaksis Memorial	K-5	24	11	264	247	93.6%
Fredericton	58	Fredericton North	Nashwaaksis Middle	6-8	29	31	899	604	67.2%
Fredericton	59	Fredericton North	Leo Hayes High	9-12	29	65	1885	1747	92.7%
Fredericton	59	Fredericton North	Park Street	K-5	24	21	504	395	78.4%
Fredericton	60	Fredericton North	Gibson-Neil Elementary	K-5	24	26	624	598	95.8%
Fredericton	61	Fredericton North	Devon Middle	6-8	29	24	696	490	70.4%
Fredericton	62	Fredericton North	Barkers Point	K-5	24	18	432	351	81.3%
Fredericton	63	Fredericton South	Bliss Carman	6-8	29	24	696	604	86.8%
Fredericton	64	Fredericton South	Liverpool Street	2-5	28	13	364	318	87.4%
Fredericton	65	Fredericton South	Forest Hill	K-1	21	7	147	118	80.3%
Fredericton	66	Fredericton South	George Street Middle	6-8	29	34	986	649	65.8%
Fredericton	67	Fredericton South	Connaught Street	K-5	24	17	408	281	68.9%
Fredericton	68	Fredericton South	Garden Creek	K-5	24	16	384	276	71.9%
Fredericton	69	Fredericton South	Kingsclear	K-5	24	5	120	101	84.2%
Fredericton	70	Fredericton South	New Maryland	K-5	24	28	672	465	69.2%
Fredericton	71	Fredericton South	Montgomery Street	K-5	24	11	264	211	79.9%
Fredericton	72	Fredericton South	Priestman Street	K-5	24	22	528	525	99.4%
Fredericton	73	Fredericton South	Fredericton High	9-12	29	97	2813	1909	67.9%



DRAFT

Functional Capacity Definitions

Original Classroom Space – an average sized space in the school that can be used as a teaching space with a maximum allotment of students.

Music – a room the school has deemed as the music room. This room may or may not include sound proofing, risers, and acoustic panels.

Art – a teaching space, approximately the size of a classroom or slightly larger, that is used primarily for Art in the school.

Library – a room designated for the school library, it may be a specially designed space or originally built as a classroom.

Resource/Literacy – a teaching space, approximately half the size of the average classroom, which can be used for smaller groups of students.

Broad Based Technology/Computer Lab – a teaching space with multiple computer work stations.

Home Economics – a teaching space with kitchenette(s) specifically designed for this purpose.

Automotive Lab – a teaching space with optional hoists and open vehicles bays.

Carpentry Lab – a teaching space with carpentry tools and workshop space.

Science Lab – a classroom equipped with sinks, tables and counters for experiment purposes.

Gymnasium – a large multi-purpose room or full gymnasium used for the purpose of playing games.

Cafeteria – a seating area for a portion/all of the students during lunch periods.

Office – a space for the office area which may include a reception area, admin assistant space, Principal and Vice-Principals office.

Staff Room, Lounge, Workroom – a working space possibly shared with working tables, copier, seating area and possible kitchenette.

Classroom Capacity – for the ease of calculation these factors are used for consideration of the maximum capacity within the classrooms in the various school grade configurations:

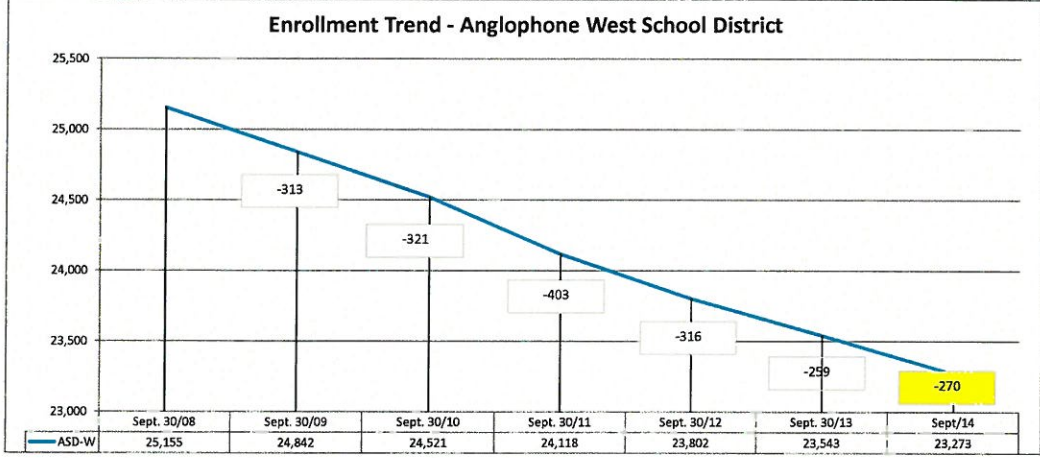
Grade Configuration	Factor	Grade Configuration	Factor
K – 2	21	3 – 5	28
K – 5	24	6 – 8	29
K – 8	26	6 – 12	29
K – 12	26	9 – 12	29



Anglophone West School District Enrollment - September 30, 2014 (Official - Verified with EECN Numbers December 2, 2014)

Class Sizes: K-2-21; Gr.3-26; Gr.4-6-28; Gr.7-12-29		Maximum Class Size																																
Combined Classes: Gr.K-3-16; Gr.3-5-23; Gr.5-12-24		FRENCH IMMERSION PROGRAMS														ENGLISH PRIME												Total	Sept. 30 2013	Diff.				
		Gr 3 Entry					Gr 1 Entry					Gr 6 Entry Late Immersion																						
		3EI	4EI	5EI	6EI	7EI	8EI	9EI	10EI	11EI	12EI	6LI	7LI	8LI	9LI	10LI	11LI	12LI	K	1	2	3	4	5	6	7	8	9	10	11	12			
WOODSTOCK Educ. Centre		171	147	136	128	108	86	69	66	66	54	32	42	52	76	45	31	24	479	487	476	337	290	388	344	349	371	405	477	519	543	6,806	6,924	-118
OROMOCTOQ Educ. Centre		94	72	46	54	30	26	38	38	47	44	33	45	39	38	41	34	17	368	375	333	261	252	278	233	241	245	288	268	330	311	4,519	4,623	-104
FREDERICTON Educ. Centre		419	431	366	334	289	291	276	237	242	184	114	120	108	100	92	78	47	850	866	868	395	485	467	466	443	522	618	649	765	826	11,948	11,996	-48
TOTALS		684	650	548	516	427	412	383	341	354	282	179	207	199	214	178	143	88	1697	1728	1677	993	1027	1133	1043	1033	1138	1311	1394	1614	1680	23,273	23,543	-270

September 30, 2014	Gr. 3 Entry	Gr. 1 Entry	L. Imm	Kind.	Eng. Prime	Total
Elementary Total	1882	0	0	1,697	6,558	10,137
Middle Level Total	943	412	585	0	3,214	5,154
High School Total	0	1,360	623	0	5,999	7,982
GRAND TOTAL	2825	1,772	1,208	1,697	15,771	23,273



Appendix B

Anglophone West School District Enrollment - WOODSTOCK Education Centre - September 30, 2014 (Official - Verified with EECD Numbers December 2, 2014)

		Class Sizes: K-2-21; Gr.3-26; Gr.4-6-28; Gr.7-12-29																																				
		Combined Classes: Gr.K-3-16; Gr.3-5-23; Gr.5-12-24															Maximum Class Size																					
School Number	School Name	FRENCH IMMERSION PROGRAMS												ENGLISH PRIME												Total	Sept. 30 2013	Diff.										
		Gr 3 Entry					Gr 1 Entry					Gr 6 Entry		Late Immersion					K	1	2	3	4	5	6				7	8	9	10	11	12				
		3EI	4EI	5EI	6EI	7EI	8EI	9EI	10EI	11EI	12EI	6LI	7LI	8LI	9LI	10LI	11LI	12LI																				
3107	Andover Elementary	22	17	25														21	21	20	20	22	17													318	319	-1
3002	Bath Elementary																	19	16	18	24	17	16													141	140	1
3001	Bath Middle																							18	5										44	41	3	
3004	Bristol Elementary																	19	15	17	13	16	26												122	129	-7	
2803	Canterbury High																	21	9	14	12	6		17	6		24	19	20	13				203	209	-6		
3018	Carleton North High							10	12	16	10				19	15	7	6				4	14		8	16									530	556	-26	
3005	Centreville Community																	18	19	21	6	13	23	16	14	20								196	204	-8		
2907	Debec Elementary																	6	9			2	6											37	47	-10		
3122	Donald Fraser Memorial																	12	16	14	24	21	28											127	136	-9		
3009	Florenceville Elementary	19	16	25														20	21	19	15	6	22											229	219	10		
3008	Florenceville Middle				21	15	16					16	16	16											25		25							194	205	-11		
2909	Hartland Community																	17	19	16	25	28	28	25	21	22	23	25	21	18				598	619	-21		
5001	John Caldwell	15	17	13	18	19	22	18	12	19	18							16	7	7		5	16	15	21	24	24	24	36	30				464	486	-22		
3014	Juniper Elementary (Closed June 2012)																																	0	0	0		
2807	Keswick Valley																	16	18	17	4	15	18	8	14	22								244	254	-10		
2808	Millville Elementary																	15	12	4	24	12	6	19	8	12								40	44	-4		
2802	Nackawic Elementary	25	23	15														5	2	6		4	9											221	202	19		
2811	Nackawic Middle				14	20	15											20	21	21	6	12	25												138	136	2	
2801	Nackawic Senior High											10	12					17	21	9	6				27	21	19							261	254	7		
3105	Perth-Andover Middle				24	21	16																	24	10	13								183	198	-15		
5401	Saint Mary's Academy																	16	18	13	17	5		16	8		8	16	14					187	177	10		

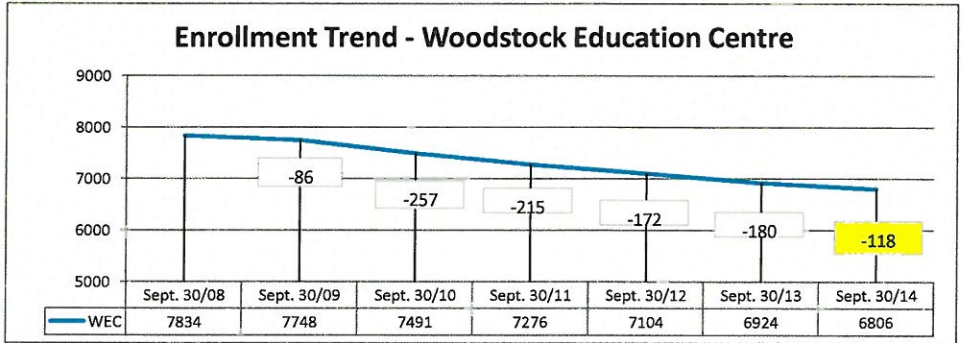
Anglophone West School District Enrollment - WOODSTOCK Education Centre - September 30, 2014 (Official - Verified with EECD Numbers December 2, 2014)

		Class Sizes: K-2-21; Gr.3-26; Gr.4-6-28; Gr.7-12-29																																								
		Combined Classes: Gr.K-3-16; Gr.3-5-23; Gr.5-12-24												Maximum Class Size																												
School Number	School Name	FRENCH IMMERSION PROGRAMS															ENGLISH PRIME												Total	Sept. 30 2013	Diff.											
		Gr 3 Entry					Gr 1 Entry					Gr 6 Entry Late Immersion					K	1	2	3	4	5	6	7	8	9	10	11				12										
2905	Southern Carleton Elem.	20	17	20			8Ei	9Ei	10Ei	11Ei	12Ei	6LI	7LI	8LI	9LI	10LI	11LI	12LI	20	19	20	25	27	27														411	380	31		
3106	Southern Victoria High						17	18	5	10					15	0	4	3																	47	56	77	78	330	336	-6	
3111	Tobique Valley High																	2												29	19	4		32	30	24	37	199	218	-19		
2902	Woodstock Centennial Elem.	16	24	19															17	19	18	21	20	19																391	406	-15
2901	Woodstock Middle				26	17					16	16	24																	21	26	24							402	391	11	
2908	Woodstock Senior High				25	16																							21	26	24							596	618	-22		
	TOTALS	171	147	136	128	108	95	69	66	65	54	32	42	52	76	45	31	24	479	487	476	337	290	388	344	349	371	405	477	519	543					6806	6924	-118				

September 30, 2014	Gr. 3 Entry	Gr. 1 Entry	L. Imm.	Kind.	Eng. Prime	Total
Elementary Total	454	0	0	479	1978	2911
Middle Level Total	236	95	126	0	1064	1521
High School Total	0	254	176	0	1944	2374
GRAND TOTAL	690	349	302	479	4986	6806

September 30, 2013	Gr. 3 Entry	Gr. 1 Entry	L. Imm.	Kind.	Eng. Prime	Total
Elementary Total	433	0	0	472	1995	2900
Middle Level Total	115	165	185	0	1095	1560
High School Total	0	268	139	0	2057	2464
GRAND TOTAL	548	433	324	472	5147	6924

September 30, 2012	Gr. 3 Entry	Gr. 1 Entry	L. Imm.	Kind.	Eng. Prime	Total
Elementary Total	407	0	0	476	2010	2893
Middle Level Total	0	249	193	0	1223	1665
Senior High Total	0	292	212	0	2042	2546
GRAND TOTAL	407	541	405	476	5275	7104



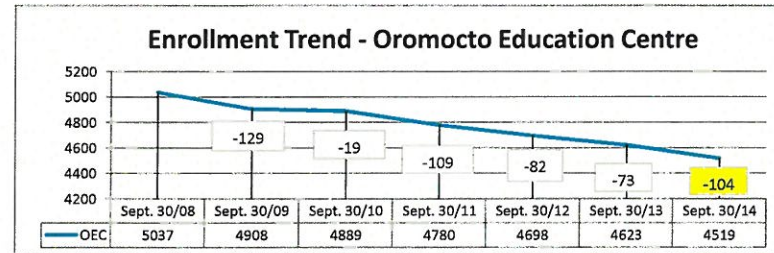
Anglophone West School District Enrollment - **OROMCTO** Education Centre - September 30, 2014 (Official - Verified with EECN Numbers December 2, 2014)

		FRENCH IMMERSION PROGRAMS												ENGLISH PRIME												Total	Sept. 30 2013	Diff.								
School Number	School Name	Gr 3 Entry					Gr 1 Entry					Gr 6 Entry Late Immersion		K	1	2	3	4	5	6	7	8	9	10	11				12							
		3EI	4EI	5EI	6EI	7EI	8EI	9EI	10EI	11EI	12EI	6LI	7LI													8LI	9LI	10LI		11LI	12LI					
2506	Assiniboine Avenue Elem.															19	20	20															235	250	-15	
2501	Burton Elementary															21	20	18															59	48	11	
2412	Cambridge-Narrows Community															10	4		11	2			16	9	11	12	11	13	9			141	146	-5		
2404	Chipman Elementary															14	14	21	17	20	18											104	111	-7		
2413	Chipman Forest Avenue																						25	25	21	17	22	19	27			187	202	-15		
2405	Coles Island															4	7			5	7											30	28	2		
2522	Gagetown															12	2																93	88	5	
2503	Geary Elementary															15	17	16	20	17	26											162	172	-10		
2508	Gesner Street Elementary															17	19	21															267	266	1	
2511	Harold Peterson Middle					22		20		26													25	25	26							306	323	-17		
2509	Hubbard Avenue Elementary	19	15	17															19	24	26											268	280	-12		
2504	Lincoln Elementary															15	18	13	21	20	18											171	194	-23		
2411	Minto Elementary Middle															15	19	13	9	10													338	324	14	
2407	Minto Memorial High							0	5	17	12																						173	211	-38	
2513	Oromocto High							38	33	30	32					22	15																	1160	1159	1
2512	Ridgeview Middle																						26	25	22								321	349	-28	
2510	Summerhill Street Elem.	19	15	7																			25	20	27								275	243	32	
2505	Sunbury West															13	17	17	25	24	25	12	10	16									229	229	0	
TOTALS		94	72	46	54	30	26	38	38	47	44	33	45	39	38	41	34	17	368	375	333	261	252	278	233	241	245	288	268	330	311	4519	4623	-104		

September 30, 2014	Gr. 3 Entry	Gr. 1 Entry	L.Imm.	Kind.	Eng. Prime	Total
Elementary Total	212	0	0	368	1499	2079
Middle Level Total	84	26	117	0	719	946
High School Total	0	167	130	0	1197	1494
GRAND TOTAL	296	193	247	368	3415	4519

September 30, 2013	Gr. 3 Entry	Gr. 1 Entry	L.Imm.	Kind.	Eng. Prime	Total
Elementary Total	189	0	0	363	1507	2059
Middle Level Total	33	66	130	0	790	1019
High School Total	0	161	121	0	1263	1545
GRAND TOTAL	222	227	251	363	3560	4623

September 30, 2012	Gr. 3 Entry	Gr. 1 Entry	L.Imm.	Kind.	Eng. Prime	Total
Elementary Total	158	0	0	355	1564	2077
Middle Level Total	0	110	131	0	783	1024
Senior High Total	0	152	116	0	1329	1597
GRAND TOTAL	158	262	247	355	3676	4698



Anglophone West School District Enrollment - **FREDERICTON** Education Centre - September 30, 2014 (Official - Verified with EECD Numbers December 2, 2014)

School Number	School Name	Class Sizes: K-2-21; Gr.3-26; Gr.4-6-28; Gr.7-12-29		FRENCH IMMERSION PROGRAMS												ENGLISH PRIME												Total	Sept. 30 2013	Diff.													
		Combined Classes: Gr.K-3-16; Gr.3-5-23; Gr.5-12-24			Maximum Class Size				Team Teaching																																		
		Gr 3 Entry				Gr 1 Entry				Gr 6 Entry Late Immersion																																	
3EI	4EI	5EI	6EI	7EI	8EI	9EI	10EI	11EI	12EI	6LI	7LI	8LI	9LI	10LI	11LI	12LI	K	1	2	3	4	5	6	7	8	9	10	11	12														
2631	Alexander Gibson Memorial (Closed December 2012)																																			0	0	0					
2602	Barkers Point	16 17	17 18	25													19 19 20	18 21 17	20 20 21	14	7 16		6															351	342	9			
2641	Bliss Carman Middle				24 25 25 22	26 27 27 11	27 28 12					16 16	26	17										24 14 23 23	26 11 25 26	26											604	603	1				
0910	Central New Brunswick Academy																							18 19	16 17	21	18 17	29	19	22	23						257	268	-11				
2604	Connaught	22 21	20 21	19 19													17 17 8	19 19 6	19 21	12	10	11																281	272	9			
2605	Devon Middle				22 10 23	27 13	25 25					20	21 14	27 7										21 24 24	24 23 25	22 23											490	489	1				
0901	Doaktown Elementary																13 20 20	15 20 19	9	13	10	13															73	74	-1				
2608	Forest Hill																20 20 20	20 19 19																				118	123	-5			
2635	Fredericton High						152	124	126	84					53	37	35	20										264	284	328	402					1909	1900	9					
2609	Garden Creek	17 16	21 22	19 17													17 18	20 21	18 18	19	16	17																276	277	-1			
2619	George Street Middle				26 27 28	22 23 23	24 26 25						27	23	22									22 25 25	25 25 27	23 24 24												649	649	0			
2642	Gibson Neill Memorial Elem.	26 26	23 11	24 11													21 21 19 19 20 20	19 19 21 20	21 20	17	26 13	23 9																598	565	33			
2701	Harvey Elem	19	14	19													15 13	19 18	18 19	10	4 8	12																188	195	-7			
2705	Harvey High				17	15	9	15	6	8	7																	17	14	22	26	32	36	33				257	270	-13			
2611	Keswick Ridge																8 7 7 7	5 5 6 5	4 5	15 14	10 11																			170	145	25	
2614	Kingsclear Cons.																17 6	17 8	20 6	4 8	18 11																			101	111	-10	
2640	Leo Hayes High						109	107	108	93					47	55	43	27											252	262	335	309							1747	1784	-37		
2634	Liverpool	20 20 20	21 21 21	24 23																				17 18 17 18	20 11 7	20															318	304	14
2622	McAdam Avenue																																						83	78	5		
2703	McAdam Elementary																																							64	71	-7	
2704	McAdam High																																							101	110	-9	
2633	Montgomery																																							211	216	-5	

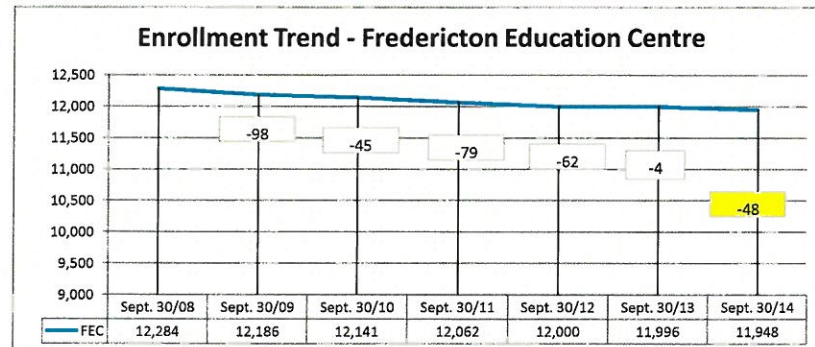
Anglophone West School District Enrollment - FREDERICTON Education Centre - September 30, 2014 (Official - Verified with EECD Numbers December 2, 2014)

		Class Sizes: K-2-21; Gr.3-26; Gr.4-6-28; Gr.7-12-29				Combined Classes: Gr.K-3-16; Gr.3-5-23; Gr.5-12-24				Maximum Class Size				Team Teaching																Total	Sept. 30 2013	Diff.			
School Number	School Name	FRENCH IMMERSION PROGRAMS												ENGLISH PRIME												Total	Sept. 30 2013	Diff.							
		Gr 3 Entry					Gr 1 Entry					Gr 6 Entry Late Immersion																							
		3EI	4EI	5EI	6EI	7EI	8EI	9EI	10EI	11EI	12EI	6LI	7LI	8LI	9LI	10LI	11LI	12LI	K	1	2	3	4	5	6	7	8	9	10	11	12				
2620	Nashwaak Valley																		17	15	15	19	25	19								124	123	1	
2621	Nashwaaksis Memorial	16	19	16															21	19	6	20	22	18									247	225	22
2636	Nashwaaksis Middle				24	27	27							17	25	25								23	28	26						604	587	17	
2639	New Maryland	22	24	17															21	21	21	22	15	23								465	472	-7	
2623	Park Street	20	19	24															19	20	19											395	421	-26	
2624	Priestman Street	22	27	27															20	19	19	21	27	22								525	534	-9	
2638	Royal Road	19	22	27															16	18	19	24	10	7								391	413	-22	
2629	South Devon (Closed December 2012)																															0	0	0	
0907	Stanley Elementary																		18	9	17	14	1	22								104	111	-7	
0906	Stanley High																							21	20	16	25	25	17	24		148	147	1	
0905	Upper Miramichi Elementary																		12	17	16	18	20	16								99	117	-18	
TOTALS		419	431	366	334	289	291	276	237	242	184	114	120	106	100	92	78	47	850	866	868	395	485	467	466	443	522	618	649	765	826	11948	11996	-48	

September 30, 2014	Gr. 3 Entry	Gr. 1 Entry	L.Imm.	Kind.	Eng. Prime	Total
Elementary Total	1216	0	0	850	3081	5147
Middle Level Total	623	291	342	0	1431	2687
High School Total	0	939	317	0	2858	4114
GRAND TOTAL	1839	1230	659	850	7370	11948

September 30, 2013	Gr. 3 Entry	Gr. 1 Entry	L.Imm.	Kind.	Eng. Prime	Total
Elementary Total	1200	0	0	872	3090	5162
Middle Level Total	288	574	359	0	1452	2673
High School Total	0	872	263	0	3026	4161
GRAND TOTAL	1488	1446	622	872	7568	11996

September 30, 2012	Gr. 3 Entry	Gr. 1 Entry	L.Imm.	Kind.	Eng. Prime	Total
Elementary Total	1076	0	0	865	3150	5093
Middle Level Total	0	841	365	0	1511	2717
Senior High Total	0	855	246	0	3089	4190
GRAND TOTAL	1076	1696	611	865	7750	12000



Appendix C

Grade 3 Entry French Immersion Maximum Class Size - Grade 3 = 26

	2015-2016	
	Students	Classes
Andover (WEC)	24	1
Barkers Point (FEC)	29	2
Connaught Street (FEC)	30	2
Florenceville Elem. (WEC)	33	2
Garden Creek (FEC)	40	2
Gibson Neill Memorial (FEC)	37	2
Harvey Elem. (FEC)	20	1
Hubbard Elem. (OEC)	30	2
John Caldwell Elem. (WEC)	18	1
Liverpool Street (FEC)	67	3
Meduxnekeag (WEC)	33	2
Nackawic Elem. (WEC)	16	1
Nashwaaksis Memorial Elem. (FEC)	25	1
New Maryland (FEC)	46	2
Park Street School (FEC)	46	2
Priestman Street (FEC)	39	2
Royal Road School (FEC)	35	2
Summerhill (OEC)	40	2
Townsvlew (WEC)	33	2

Total Grade 3 French Immersion	Students	Classes
WEC (6 schools)	157	9
OEC (2 schools)	70	4
FEC (11 schools)	414	21
ASD-W (19 schools)	641	34

Schools Currently Not Scheduled to Offer Grade 3 FI		2015-2016
Chipman		1
Doaktown Elementary		1
Donald Fraser		1
Minto Elem ML		3
Stanley Elementary		1

Grade 6 Entry French Immersion Maximum Class Size - Grade 6 = 28

	2015-2016	
	Students	Classes
Bliss Carman Middle School (FEC)	15	1
Devon Middle (FEC)	32	2
Florenceville Middle (WEC)	16	1
George St Middle (FEC)	33	2
Nashwaaksis Middle (FEC)	22	1
Ridgeview Middle (OEC)	20	1
Sunbury West (OEC)	15	1
Townsvlew School (WEC)	10	1

Total Grade 6 French Immersion	Students	Classes
WEC (2 schools)	26	2
OEC (2 schools)	35	2
FEC (4 schools)	102	6
ASD-W (8 schools)	163	10

Schools Currently Not Scheduled to Offer Grade 6 FI		2015-2016
Cambridge Narrows		1
Gagetown		5
John Caldwell		1
Minto		1
Nackawic		11

GRADE 3 FRENCH IMMERSION REGISTRATON - 2015-2016

Maximum Class Size - Grade 3 = 26

	2015-2016		2014-2015	
	Students	Classes	Students	Classes
Andover (WEC)	24	1	22	1
Andover	24		22	
Barkers Point (FEC)	29	2	30	2
Barkers Point	29		30	
Connaught Street (FEC)	30	2	42	2
Connaught Street	30		41	
Priestman Street	0		1	
Florenceville Elem. (WEC)	33	2	40	2
Bath Elem.	1		3	
Bristol	5		8	
Centreville	12		10	
Florenceville	15		19	
Garden Creek (FEC)	40	2	33	2
Garden Creek	21		18	
Keswick Ridge	2		1	
Kingsclear Consolidated	17		14	
Gibson Neill Memorial (FEC)	37	2	50	2
Gibson Neill	35		49	
Nashwaak Valley	2		0	
Chief Harold Sappier	0		1	
Harvey Elem. (FEC)	20	1	19	1
Harvey Elem.	20		19	
Hubbard Elem. (OEC)	30	2	37	2
Assinibine	16		26	
Burton	9		6	
Geary	3		5	
Sunbury West	2		0	
John Caldwell Elem. (WEC)	18	1	15	1
John Caldwell Elem.	18		15	
Liverpool Street (FEC)	67	3	58	3
Liverpool Street	44		43	
Montgomery	23		15	
Meduxnekeag (WEC)	33	2	38	2
Meduxnekeag	32		35	
Hartland	1		0	
Townsvew (Woodstock) (Debec)	0		1	
			2	
Nackawic Elem. (WEC)	16	1	23	1
Millville	1		2	
Nackawic Elem	15		21	
Nashwaaksis Memorial Elem. (FEC)	25	1	19	1
Nashwaaksis Memorial	24		17	
McAdam Avenue	1		1	
Park Street	0		1	
New Maryland (FEC)	46	2	43	2
New Maryland	46		43	

Total Grade 3 French Immersion		2015-2016		2014-2015	
	Students	Classes	Students	Classes	Classes
WEC (6 schools)	157	9	167	9	9
OEC (2 schools)	70	4	92	5	5
FEC (11 schools)	414	21	419	21	21
ASD-W (19 schools)	641	34	678	35	35

Schools Currently Not Scheduled to Offer Grade 3 FI		2015-2016		2014-2015	
	Students	Classes	Students	Classes	Classes
Chipman			1		
Doaktown Elementary			1		
Donald Fraser			1		
Minto Elem ML			3		
Stanley Elementary			1		

GRADE 3 FRENCH IMMERSION REGISTRATON - 2015-2016

Maximum Class Size - Grade 3 = 26

	2015-2016		2014-2015	
	Students	Classes	Students	Classes
Park Street School (FEC)	46	2	44	2
Park Street School	45		41	
Montgomery	1		0	
Nashwaaksis Memorial	0		2	
Royal Road	0		1	
Priestman Street (FEC)	39	2	43	2
Priestman Street	38		42	
Montgomery	1		1	
Royal Road School (FEC)	35	2	38	2
Royal Road	34		38	
Stanley Elementary	1			
Summerhill (OEC)	40	2	55	3
Lincoln	3		3	
Gesner	35		47	
Montgomery	0		1	
Assiniboine	2		0	
Waasis	0		4	
Townsvie (WEC)	33	2	29	2
Hartland	2		2	
Townsvie	30		27	
Southern Carleton	1		0	

Grade 6 French Immersion Registration - 2015-2016

Maximum Class Size - Grade 6 = 28

	2015-2016		2014-2015	
	Students	Classes	Students	Classes
Bliss Carman Middle School (FEC)	15	1	25	1
Liverpool	4		6	
Montgomery	2		8	
New Maryland Park Street	9		10	
			1	
Devon Middle (FEC)	32	2	20	1
Gibson Neill	8		9	
Nashwaak Valley	11		5	
Barkers Point Park Street	12		6	
	1			
Florenceville Middle (WEC)	16	1	17	1
Florenceville	0		2	
Centreville	0		5	
Bath Elem.	4		3	
Bristol	11		6	
Andover	1		1	
George St Middle (FEC)	33	2	29	2
Connaught	1		6	
Garden Creek	7		6	
Keswick Ridge	8		6	
Keswick Valley	1		0	
Kingsclear Cons.	6		2	
Montgomery	1		0	
Priestman	9		9	
Nashwaaksis Middle (FEC)	22	1	35	2
Park Street	7		10	
McAdam Avenue	4		4	
Nashwaaksis Memorial	5		7	
Keswick Valley	2		3	
Royal Road	4		11	
Ridgeview Middle (OEC)	20	1	18	1
Hubbard	7		8	
Lincoln	5		4	
Summerhill	4		3	
Geary	4		3	
Sunbury West (OEC)	15	1	11	1
Sunbury West	15		11	
Townsvew School (WEC)	10	1	18	1
Meduxnekeag	3		8	
Townsvew	6		7	
(Debec)	0		2	
Centreville	0		1	
Hartland	1			

Total Grade 6 French Immersion	2015-2016		2014-2015	
	Students	Classes	Students	Classes
WEC (2 schools)	26	2	35	2
OEC (2 schools)	35	2	29	2
FEC (4 schools)	102	6	109	6
ASD-W (8 schools)	163	10	173	10

Schools Currently Not Scheduled to Offer Grade 6 FI		2015-2016	
Cambridge Narrows		1	
Gagetown		5	
John Caldwell		1	
Minto		1	
Nackawic		11	
Total		19	